



Shenzhen Sailwider Electronics Co., Ltd.

Unit Y-Z, 25th Floor, A Bldg., Fortune Plaza, No.7002 Shennan Road, Futian District, Shenzhen, China
Tel: +86-755-82828526/82933134 Fax: +86-755-82933109 Email: info@sailwider.com

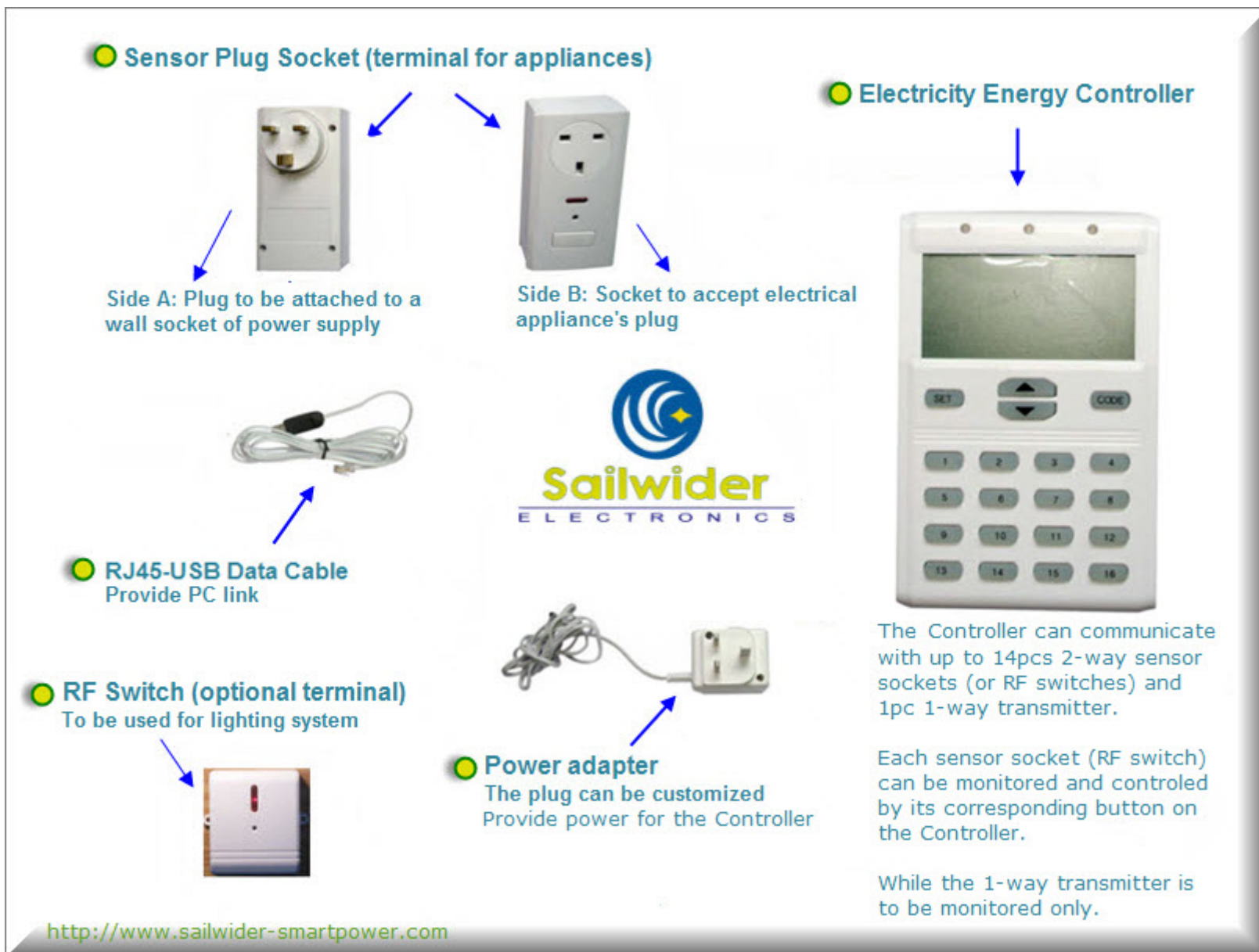
Wireless Bi-directional (2-way) Electricity Monitoring & Controlling System

The difference between a uni-directional (1-way) system and a bi-directional (2-way) system is that a 1-way system transmits signals only from the transmitter to the monitor while a 2-way system allows for transmission both ways.

Our wireless bi-directional (2-way) electricity power monitoring and controlling system has more functions than our [uni-directional \(1-way\) energy monitors](#). It can monitor up to 14pcs sensor plug sockets (or RF switches) and one power transmitter (supporting 3pcs sensor clamps) at the same time, moreover, the bi-directional system can also be used as a wireless remote switch for every appliance (or light) connected with the sensor socket (or RF switch) to turn it on/off just from the controller.

If the bi-directional system is still not enough for your demand or you are looking for a more powerful system for big projects or for engineering applications, then our [centralized electricity management system](#) should be your best choice.

The bi-directional system works through 433MHz wireless transmission technology together with the sensor plug sockets (or RF switches) working as the data collection terminal. Each monitored object need one sensor plug socket (or RF switch) to act as the transmitter.



Attach the sensor plug socket first into the wall socket of power supply, then use the sensor plug sockets as the power supply for the monitored electrical appliances. All sensor plug sockets work with the controller together bi-directionally (2-way) so that the controller can receive information and send instruction from/to each sensor plug socket.

The system is simply consisted by a bi-directional controller and a number of sensor plug sockets (or RF switches if need to monitor and control lightings). The number of the sensor plug socket should be decided by the quantity of the monitored electrical appliances.

As mentioned before, one bi-directional (2-way) controller can support up to 14 electrical appliances (lightings) and one power transmitter. The power transmitter can be used to monitor the whole house electricity consumption. The power transmitter can support up to 3pcs sensor clamps, allowing monitoring of three-phase power supplies.

Each standard package includes 3pcs sensor plug sockets





Shenzhen Sailwider Electronics Co., Ltd.

Unit Y-Z, 25th Floor, A Bldg., Fortune Plaza, No.7002 Shennan Road, Futian District, Shenzhen, China
Tel: +86-755-82828526/82933134 Fax: +86-755-82933109 Email: info@sailwider.com



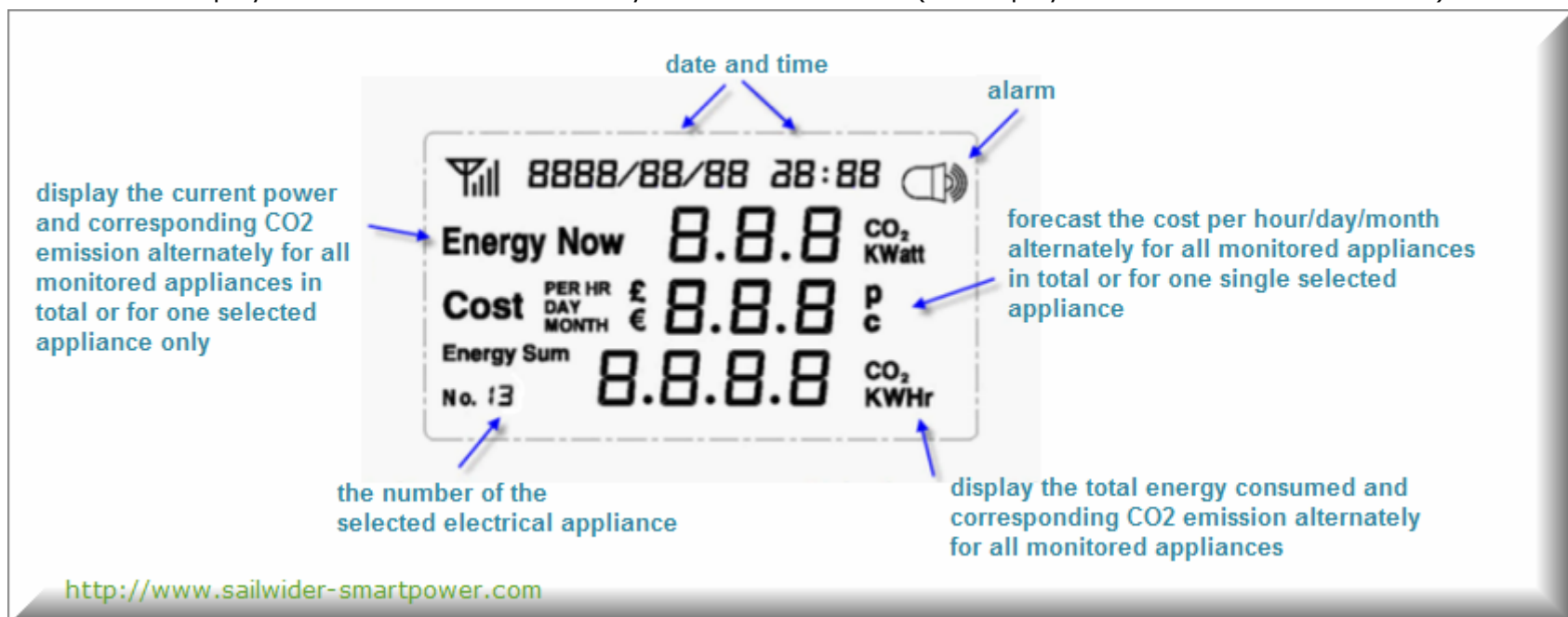
The controller's LCD screen displays the power consuming status and the carbon dioxide correspondingly produced by the electricity consumed and forecasts the electrical power cost of one hour, one day or one month for all monitored objects, providing the user with a real time constant visual reminder of the electricity consumption and carbon footprint. This will increase awareness of energy saving and encourage the user to act to reduce the energy consumption and CO2 emission.

When the monitored electrical appliance (or lighting) is powered on, its corresponding button on the controller displays in pink color, so the controller can tell easily which appliances (lighting) are powered on and which are powered off.

With the bi-directional controller in hand, the user is able to monitor and control all connected electrical appliances and lightings in the house remotely.

Just imagine switching off the oven located in the kitchen room on the first floor while you are in the bedroom on the second floor. Cool! Amazing!

The display screen of the bi-directional system works as below (the displayed content can be customized):



To make the date and time as well as the cost (per hour, per day and per month) to display correctly on the screen, certain settings need to be done first after the controller is powered on.

The controller supports PC link with a RJ45 to USB data cable to make the user able to analyze the electricity consumption data conveniently on PC.



Shenzhen Sailwider Electronics Co., Ltd.

Unit Y-Z, 25th Floor, A Bldg., Fortune Plaza, No.7002 Shennan Road, Futian District, Shenzhen, China
Tel: +86-755-82828526/82933134 Fax: +86-755-82933109 Email: info@sailwider.com

Our 2-way system has GSM version, by which the user can monitor and control his home appliances (lightings) via mobile phone even when he is in another city far away from his home. Monitoring plus control, this is the best way of energy efficiency.



2-way system with GSM function

Our 2-way system also has [solar version](#), which is a perfect solution for homes installed with solar plant.

Sailwider is the original developer and manufacturer for the 1-way and 2-way electricity energy monitoring and controlling system with strong R&D background and rich production experience. If you are looking for a reliable supplier in this field, you really can't miss us.

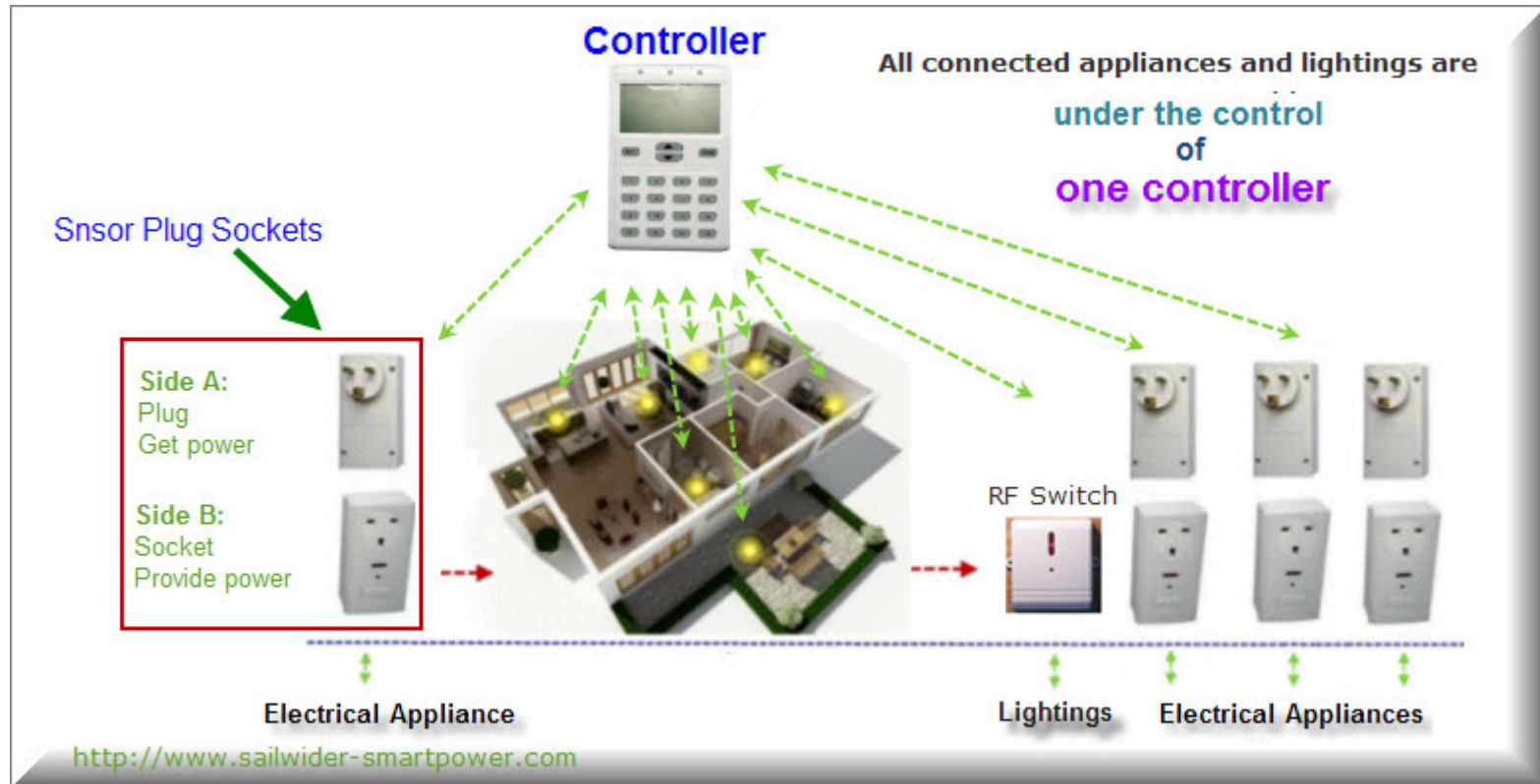


You may also send us your own appearance design and tell us what you want to display on the LCD screen for the wireless energy monitoring and controlling system as well as the button operations required for all functions, then you'll get your ideal products from **Sailwider**, your most reliable manufacturer and developer from China.



Shenzhen Sailwider Electronics Co., Ltd.

Unit Y-Z, 25th Floor, A Bldg., Fortune Plaza, No.7002 Shennan Road, Futian District, Shenzhen, China
 Tel: +86-755-82828526/82933134 Fax: +86-755-82933109 Email: info@sailwider.com



System Specification

Remarks: The specification can be customized according to customer's special request.

Portability of the Monitor	Subject to the models
With DC Power Adapter	Yes
Wireless Transmission	Yes
Indoor Minimum Covering Distance (over partitions)	30m
Easy to read LCD screen	Yes
PC	Yes, with RJ45 to USB data cable
PC Software	Yes
Compatibility with 3-phase	Yes to the 1-way transmitter
Supported transmitter qty.	1pc, not included in the standard package
Supported sensor clamps qty. per transmitter	3pcs
Supported coding channels	15
Supported sensor plug sockets or RF switches	14pcs
Transmitter Battery Life	2 years
Signal Interval	Socket and RF switch: 1sec. per paired terminal in circle Transmitter: 8 seconds
Data Accuracy	≤1% for sensor plug socket
Displayed Cost Currencies	£, Euro, \$
Customizable Voltage Range	80-265V
Maximum Monitoring Input Current	Sensor Plug Socket: 16A RF Switch: 15A Sensor Clamp: 60A or 100A
Minimum Monitoring Input Current	Sensor Plug Socket: 0.01A Sensor Clamp: 0.2A
Cost Forecast Instant View	Day/Month
Memory function	Yes
History Screen View	Yes
Data Storage Capacity	Yes
Temperature Display	Yes
Display of CO2 Emission	Yes
Over-voltage Indicator	Yes
Low-voltage Indicator	Yes
Over-loading Indicator	Yes